

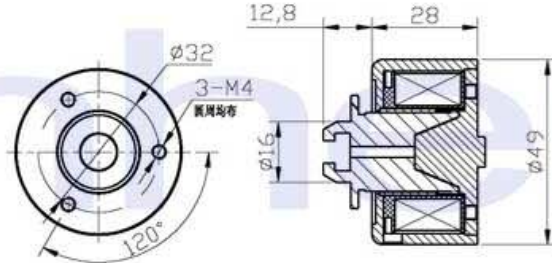
**ZHT-4928L/S Tubular Solenoid**

ISO/TS16949 ISO9000 ISO14000  
RoHS REACH CE UL VDE TÜV



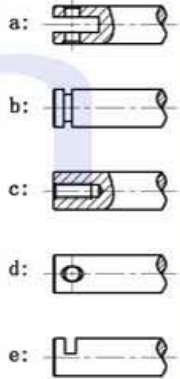
总重量 Total Weight: 333g  
应用范围: 用于地铁锁等  
APPLICATION: Subway Lock etc

类型: 拉式 TYPE: PULL

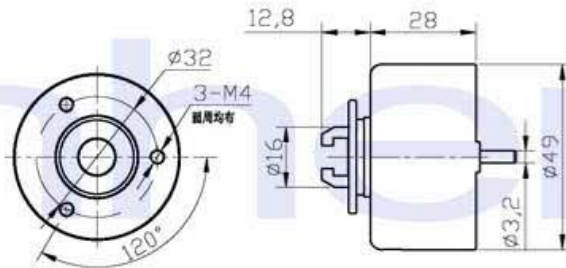


单位:mm Units:mm 通电状态 Shown Energized

滑杆外部与负载连接的典型结构  
plunger type:

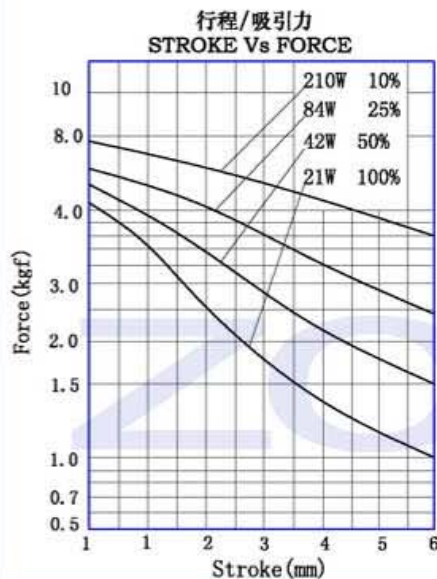
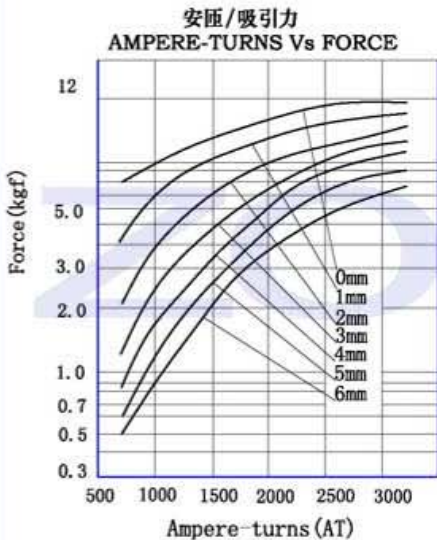
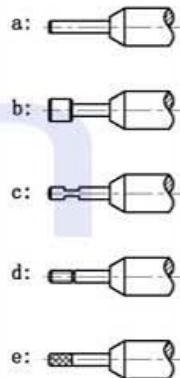


类型: 推式 TYPE: PUSH



单位:mm Units:mm 通电状态 Shown Energized

顶杆外部与负载连接的典型结构  
push shaft type:



**COIL DATA线圈资料**

工作周期 (%) = $\frac{\text{工作时间}}{\text{工作时间} + \text{断开时间}} \times 100\%$	连续 Continuous 100%	间断 Or less 50%	间断 Or less 25%	间断 Or less 10%				
Duty cycle (%) = $\frac{\text{"ON" time}}{\text{"ON" time} + \text{"OFF" time}} \times 100\%$								
最大工作时间(秒) MAX. "on" time in seconds	∞	50	18	3				
瓦特(W) (20°C) Watts at 20°C	21	42	84	210				
安匝数AT (20°C) Ampere-turns at 20°C	985	1367	2018	3000				
型号 Type no.	阻值 (20°C) Resistance (Ω) ±10%	线圈匝数 No. Turns	电压 (VDC) VoltS DC					
ZHT-4928L-XX-XX A XX	1.7	280	6	8.5 12 19				
<table border="1"><tr><td>L</td><td>S</td></tr><tr><td>拉Pull</td><td>推Push</td></tr></table>	L	S	拉Pull	推Push	6.8	547	12	17 24 38
L	S							
拉Pull	推Push							
启动电压 Activate Voltage (V)	27.4	1152	24	34 48 76				
保持电压 Holding Voltage (V)	110	2171	48	68 96 152				
系列号 Serial No.: A, B, C...								
电阻 Resistance (Ω)								